






X

## Final Presidential Result | Malawi Tripartite Elections 2014

1		1904399	<b>Prof. Peter MUTHARIKA</b> <i>Democratic Progressive Party</i>	36.4 %	
2		1455880	<b>Dr. Lazarus McCarthy CHAKWERA</b> <i>Malawi Congress Party</i>	27.8 %	
3		1056236	<b>Dr. Joyce Hilda BANDA</b> <i>People's Party</i>	20.2 %	
4		717224	<b>Atupele MULUZI</b> <i>United Democratic Front</i>	13.7 %	
5		19360	<b>Kamuzu Walter CHIBAMBO</b> <i>People's Transformation Party</i>	0.4 %	
6		15830	<b>Mark KATSONGA PHIRI</b> <i>People's Progressive Movement</i>	0.3 %	
7		12048	<b>Prof. John CHISI</b> <i>Umodzi Party</i>	0.2 %	
8		11042	<b>George NNENSA</b> <i>Malawi Forum for Unity and Development</i>	0.2 %	
9		10623	<b>James Mbowe NYONDO</b> <i>National Salvation Front</i>	0.2 %	
10		9668	<b>Abusa Helen SINGH</b> <i>United Independence Party</i>	0.2 %	
11		8819	<b>Friday Anderson JUMBE</b> <i>New Labour Party</i>	0.2 %	
12		7454	<b>Aaron Davies Chester KATSONGA</b> <i>Chipani Cha Pfuko</i>	0.1 %	
<b>Total Votes Cast</b>		<b>5285258</b>	<b>Valid Votes</b>	<b>5228583</b>	<b>Null &amp; Voids</b> <b>56675</b>

